Prime Building Compliance Limited
BUILDING PLAN APPROVED
Signed: ..... / 15 / 00

(siting

PLAN 002053

02 OCT 2000
LOT 1 BY: .....
DP 72810
LAND AREA: 921 SQ M
PROPOSED HOUSE & GARAGE AREA: 266 SQ M
COVERAGE: 29%

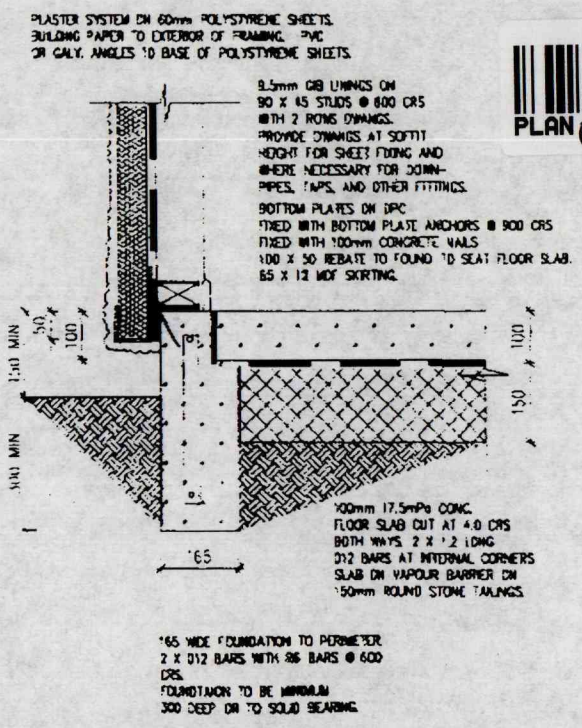

FOUNDATION DETAIL
SCALE 1:10

D1
SH5

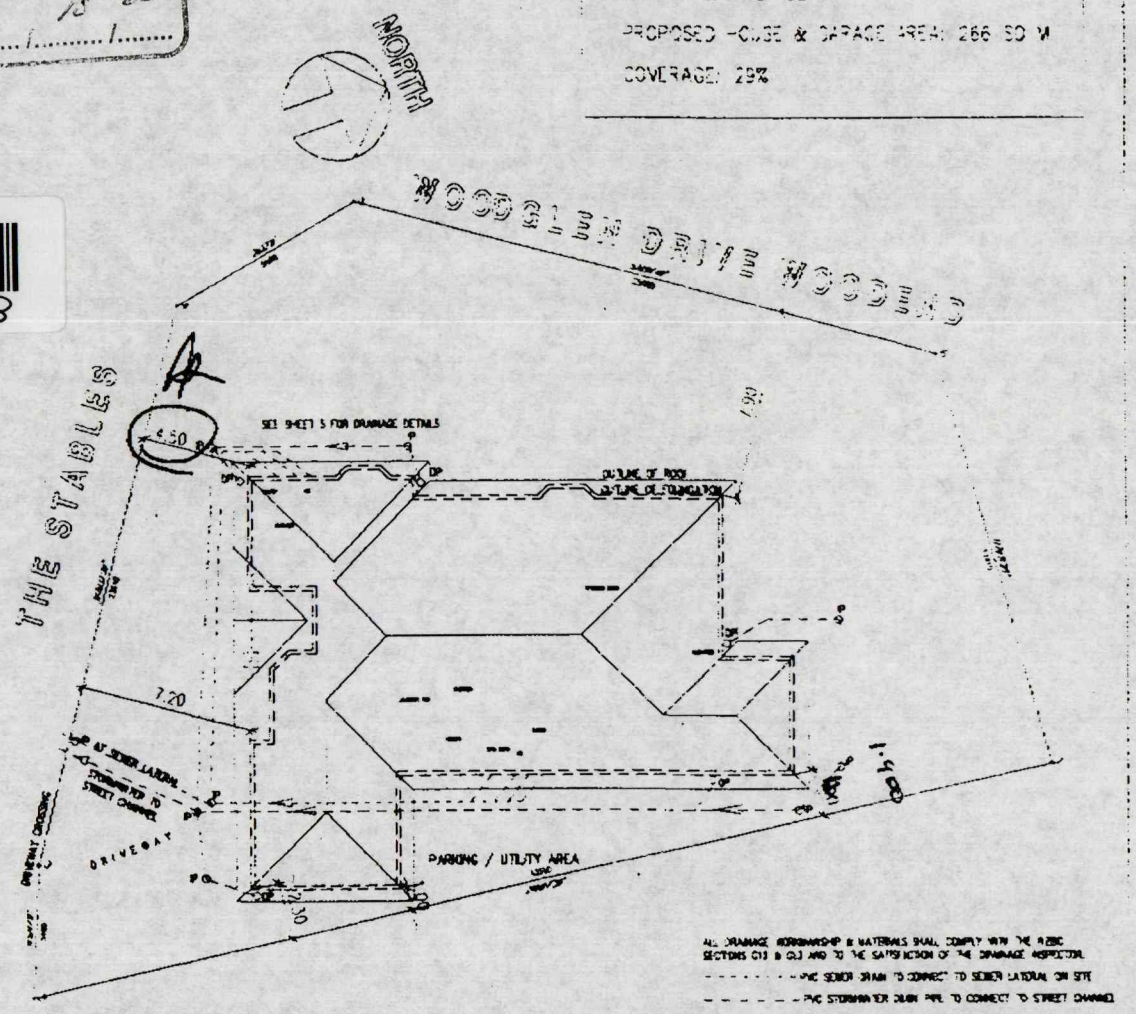

	SITE PLAN & DRAINAGE SCALE 1:200 & 1:10	NEW HOUSE FOR CHAMBERLAIN, LOIS & PETER LOT 1 THE STABLES WOODEND	DRAWN SALLY TURNBULL DATE 10 SEP 2000 CHECKED	JOB No. SHEET 1 Amdt. 22-9-00

LOT 1

DP 72810

LAND AREA: 921 SQ M

PROPOSED HOUSE & GARAGE AREA: 266 SQ M

COVERAGE: 29%

DIRECT BUILDING CERTIFIERS LTD

Plans and Specifications Approved in accordance with the Building Act 1991, clause 34(3) and the Building Regulations 1992, clause 3.

Date 21-9-00 Signed

IF PAVED 225 NOT.

PLASTER SYSTEM ON 60mm POLYSTYRENE SHEETS.
BUILDING PAPER TO EXTERIOR OF FRAMING. PVC OR GALV. ANGLES TO BASE OF POLYSTYRENE SHEETS.

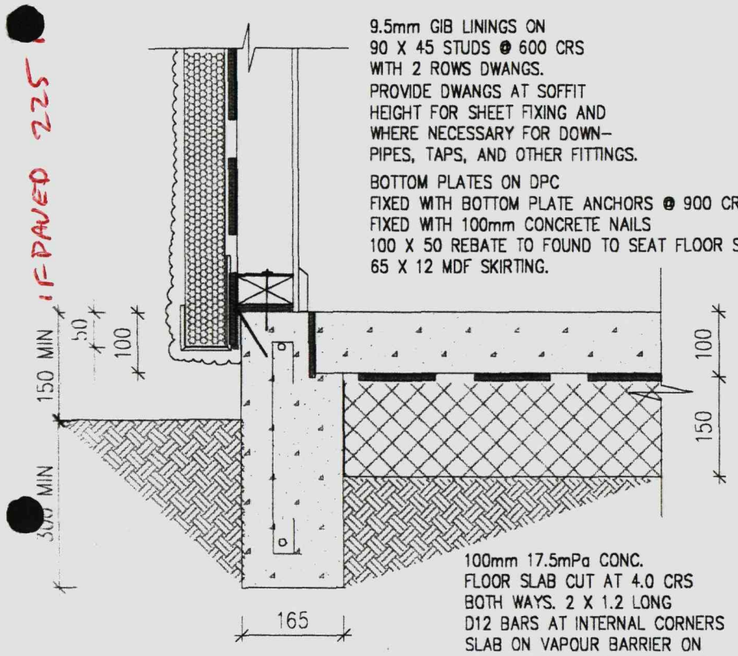

165 WIDE FOUNDATION TO PERIMETER.
2 X D12 BARS WITH R6 BARS @ 600 CRS.
FOUNDTAION TO BE MINIMUM
300 DEEP OR TO SOLID BEARING.

FOUNDATION DETAIL
SCALE 1:10

D1 / SH5

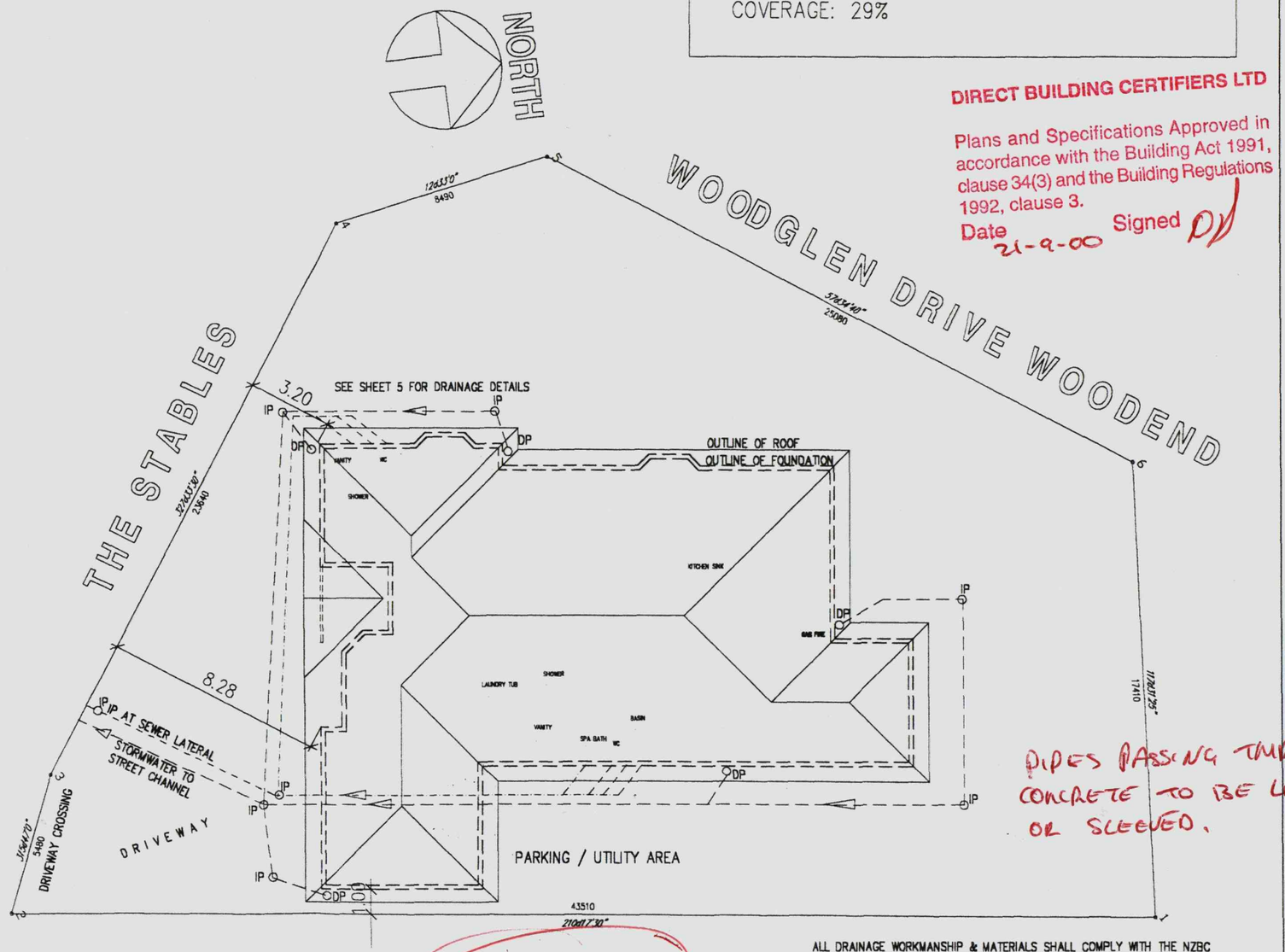

PIPES PASSING THROUGH CONCRETE TO BE LAGGED OR SLEEVED.

String amended

ALL DRAINAGE WORKMANSHIP & MATERIALS SHALL COMPLY WITH THE NZBC SECTIONS G12 & G13 AND TO THE SATISFACTION OF THE DRAINAGE INSPECTOR.

- - - - - - - - PVC SEWER DRAIN TO CONNECT TO SEWER LATERAL ON SITE

- - - - - - - - PVC STORMWATER DRAIN PIPE TO CONNECT TO STREET CHANNEL

	SITE PLAN & DRAINAGE SCALE 1:200 & 1:10	NEW HOUSE FOR CHAMBERLAIN, LOIS & PETER LOT 1 THE STABLES WOODEND	DRAWN SALLY TURNBULL DATE 10 SEP 2000 CHECKED	JOB No. SHEET 1 Amdt. 10-9-00

DIRECT BUILDING CERTIFIERS LTD

Plans and Specifications Approved in accordance with the Building Act 1991, clause 34(3) and the Building Regulations 1992, clause 3.

Date 21-9-00 Signed

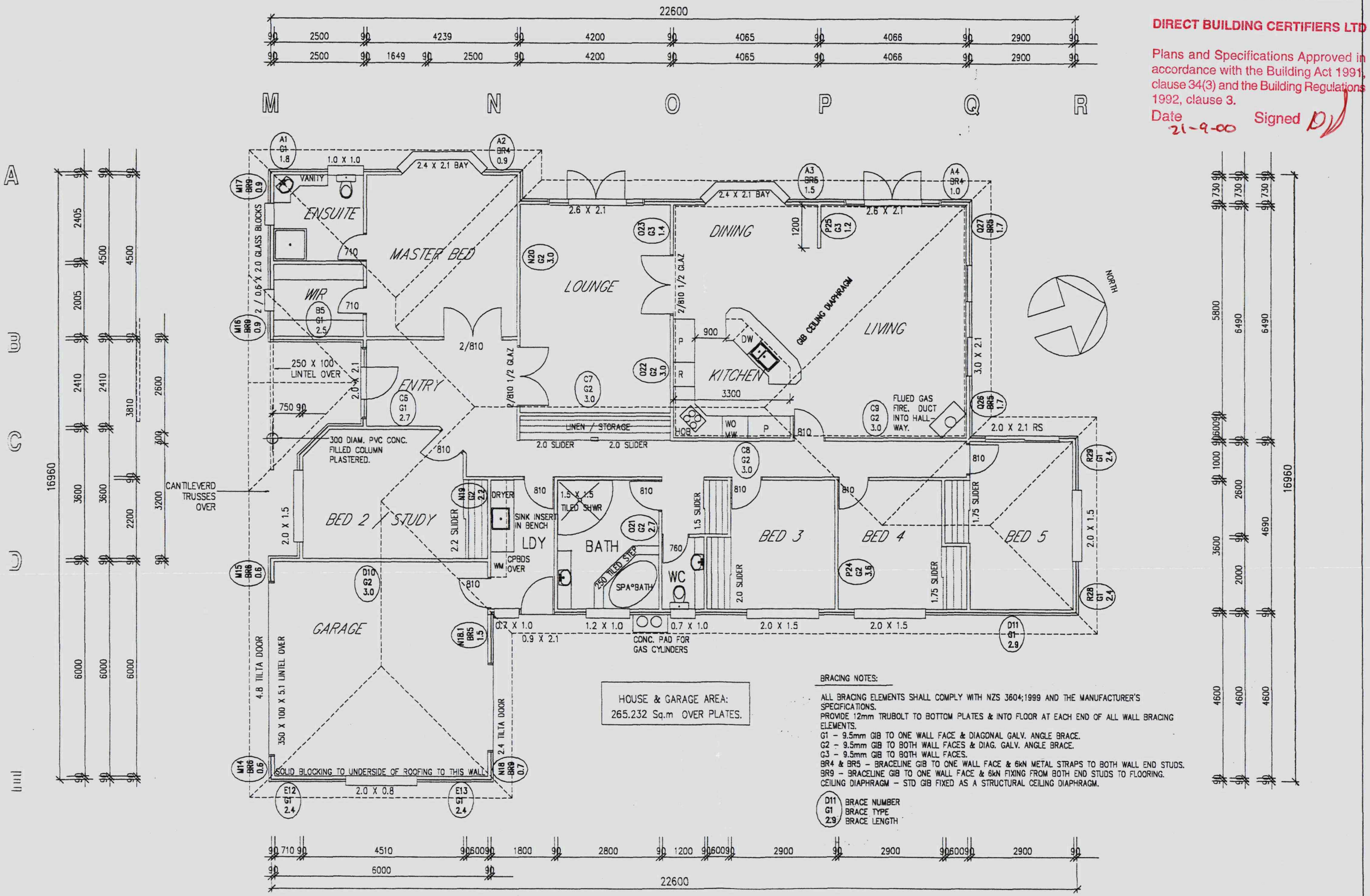

BRACING NOTES:

ALL BRACING ELEMENTS SHALL COMPLY WITH NZS 3604:1999 AND THE MANUFACTURER'S SPECIFICATIONS.
PROVIDE 12mm TRUBOLT TO BOTTOM PLATES & INTO FLOOR AT EACH END OF ALL WALL BRACING ELEMENTS.
G1 – 9.5mm GIB TO ONE WALL FACE & DIAGONAL GALV. ANGLE BRACE.
G2 – 9.5mm GIB TO BOTH WALL FACES & DIAG. GALV. ANGLE BRACE.
G3 – 9.5mm GIB TO BOTH WALL FACES.
BR4 & BR5 – BRACELINE GIB TO ONE WALL FACE & 6kN METAL STRAPS TO BOTH WALL END STUDS.
BR9 – BRACELINE GIB TO ONE WALL FACE & 6kN FIXING FROM BOTH END STUDS TO FLOORING.
CEILING DIAPHRAGM – STD GIB FIXED AS A STRUCTURAL CEILING DIAPHRAGM.

D11 / G1 / 2.9 — BRACE NUMBER / BRACE TYPE / BRACE LENGTH

HOUSE & GARAGE AREA:
265.232 Sq.m OVER PLATES.

FLOOR PLAN

SCALE 1:100

NEW HOUSE FOR
CHAMBERLAIN, LOIS & PETER
LOT 1 THE STABLES WOODEND

DRAWN	SALLY TURNBULL
DATE	10 SEPT 2000
CHECKED	
JOB No.	
SHEET	2
Amdt.	10-9-00

DIRECT BUILDING CERTIFIERS LTD

Plans and Specifications Approved in accordance with the Building Act 1991, clause 34(3) and the Building Regulations 1992, clause 3.
Date 21-9-00 Signed DS

WEST ELEVATION

COLOURSTEEL PLUMDEK ROOFING
COLOURSTEEL FASCIA & GUTTERING.
60mm POLYSTYRENE CLADDING FINISHED WITH ROCKCOTE OR SIMILAR PLASTER SYSTEM.
POLYSTYRENE DETAILING TO CORNERS.

28 DEGREE ROOF
600 EAVE

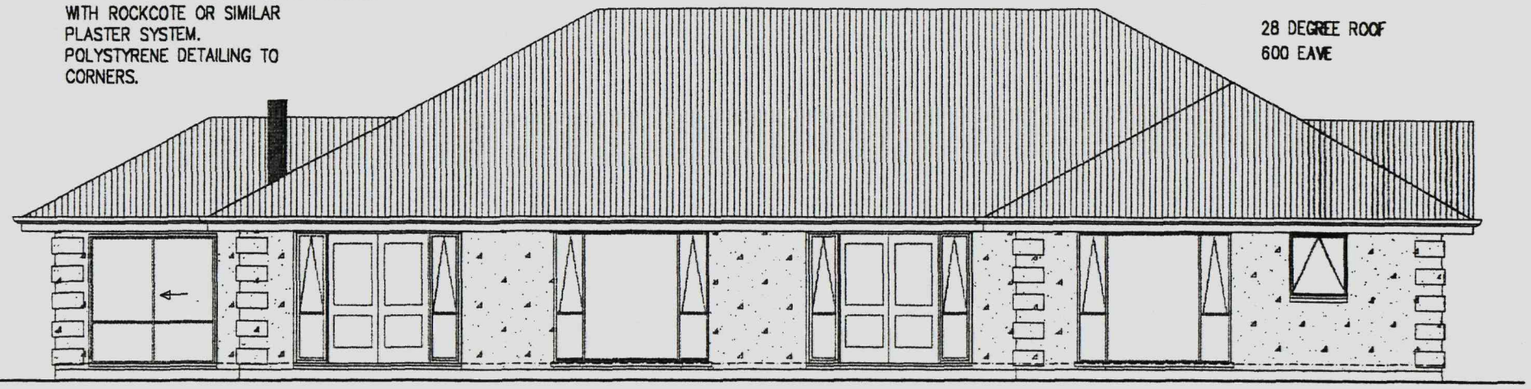

2.0 X 2.1 RANCH SLIDER | 2.6 X 2.1 | 2.4 X 2.1 BAY | 2.6 X 2.1 | 2.4 X 2.1 BAY | 1.0 X 1.0

NORTH ELEVATION

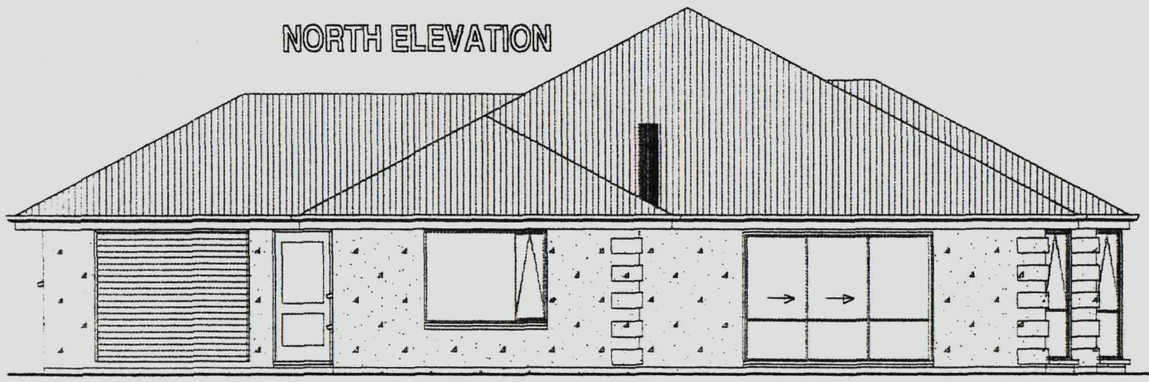

2.4 X 2.1 | 0.9 X 2.1 | 2.0 X1.5 | 3.0 X 2.1 | BAY BAY

70mm BRICK VENEER

SOUTH ELEVATION

POLYSTYRENE SHAPE TO GABLE
PLASTERED GROUT FILLED 300 DIAM. PVC COLUMN
ALUMINIUM JOINERY.
CONCRETE SLAB FLOOR

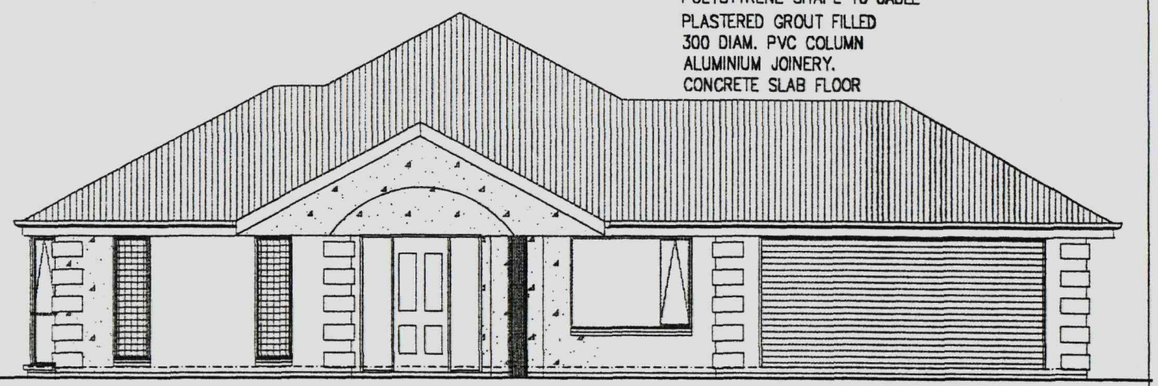

BAY | 0.6 X 2.0 GLASS BLOCK PANELS | 0.6 X 2.0 | 2.0 X 2.1 | 2.0 X 1.5 | 4.8 X 2.1 TILTA COLOURSTEEL TILTA DOORS

EAST ELEVATION

28 DEGREE ROOF

GAS FIRE FLUE

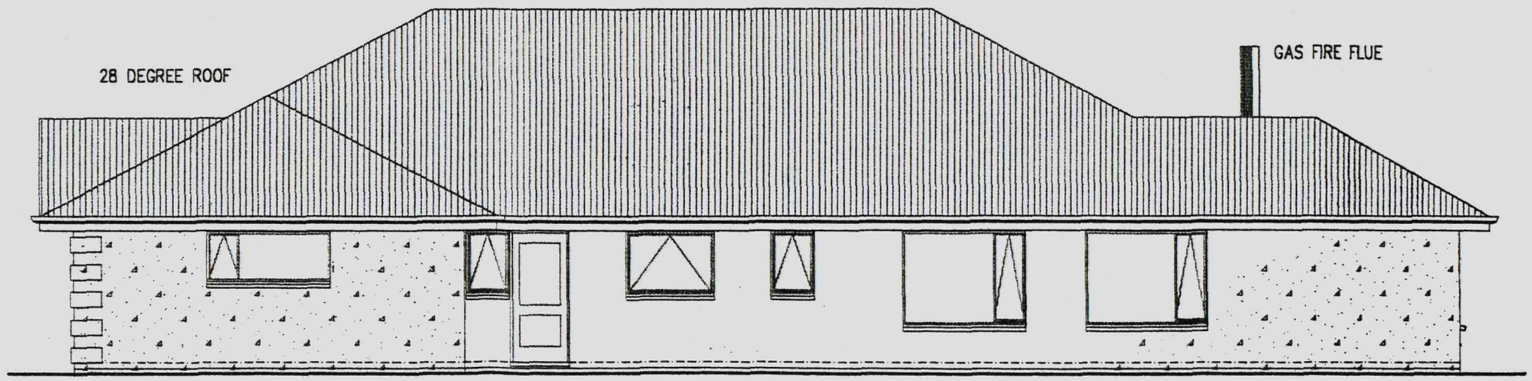

2.0 X 1.0 | 0.7 X 1.0 | 0.9 X 2.1 | 1.2 X 1.0 | 0.7 X 1.0 | 2.0 X 1.0 | 2.0 X 1.5

	ELEVATIONS SCALE 1:100	NEW HOUSE FOR CHAMBERLAIN, LOIS & PETER LOT 1 THE STABLES WOODEND	DRAWN SALLY TURNBULL DATE 10 SEP 2000 CHECKED	JOB No. SHEET 3 Amdt. 10-9-00

DIRECT BUILDING CERTIFIERS LTD

Plans and Specifications Approved in accordance with the Building Act 1991, clause 34(3) and the Building Regulations 1992, clause 3.

Date 21-9-00 Signed

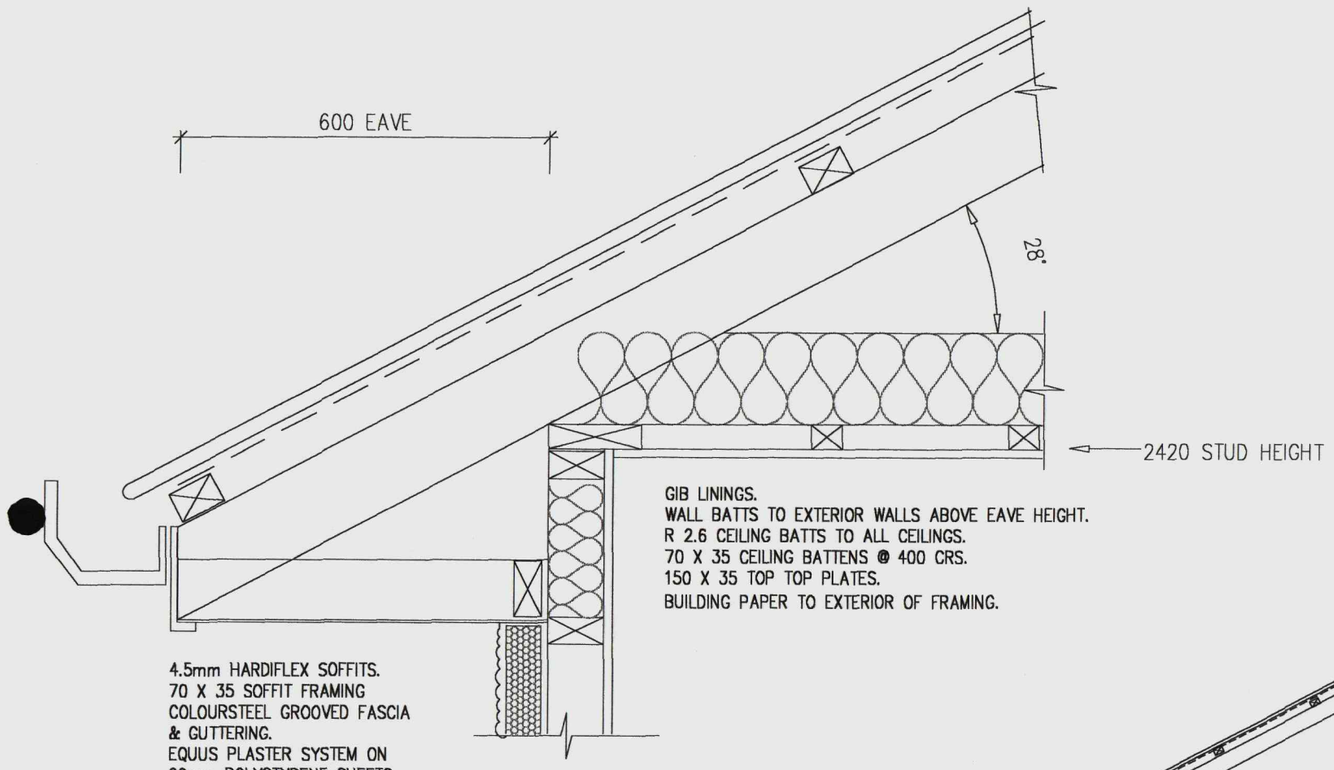

EAVE DETAIL SCALE 1:10

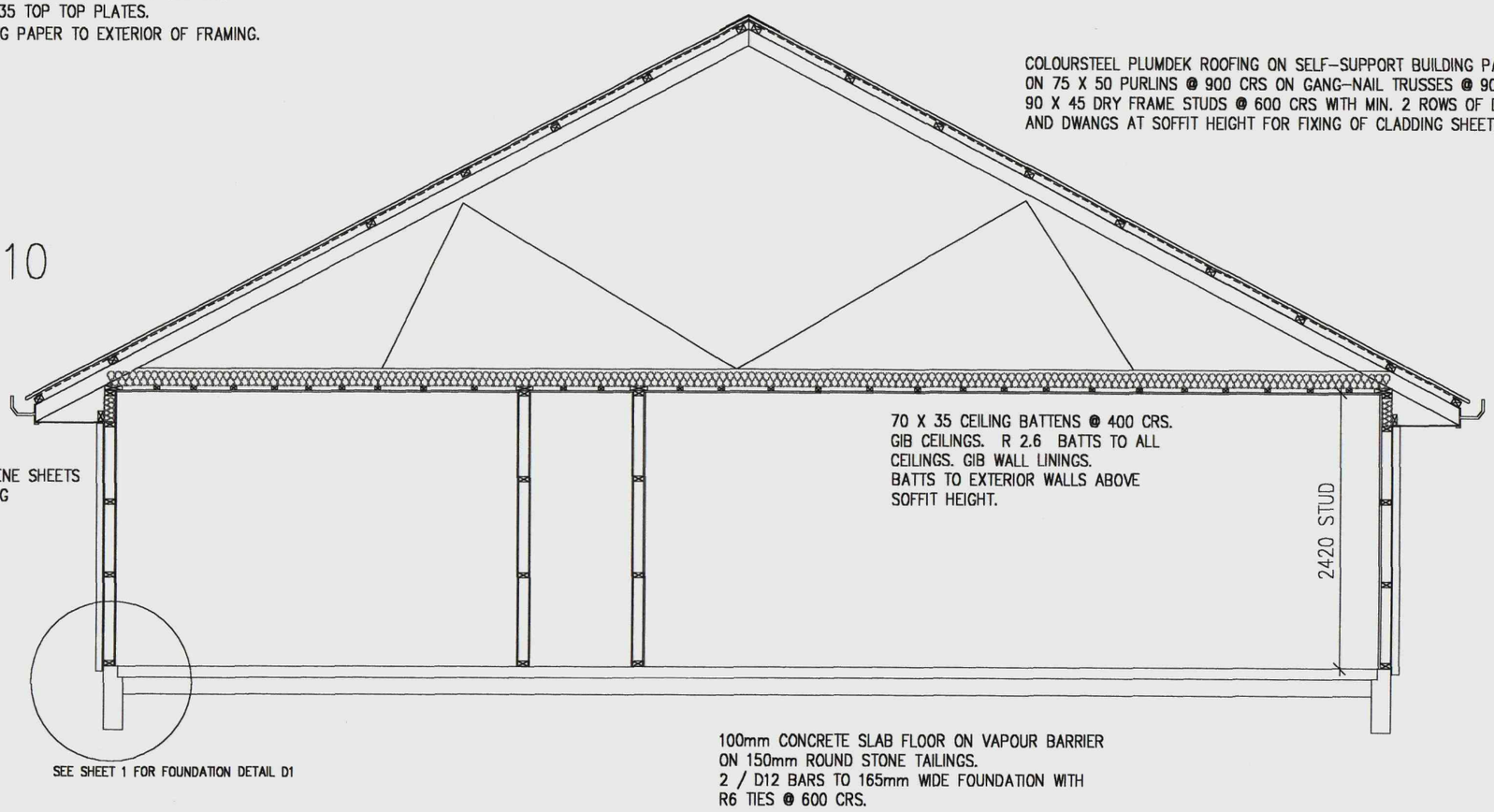

CROSS SECTION SCALE 1:50

	CROSS SECTION & EAVE DETAIL SCALE 1:50 & 1:10	NEW HOUSE FOR CHAMBERLAIN, LOIS & PETER LOT 1 THE STABLES WOODEND	DRAWN SALLY TURNBULL DATE 10 SEP 2000 CHECKED	JOB No. SHEET 4 Amdt. 10-9-00

DIRECT BUILDING CERTIFIERS LTD

Plans and Specifications Approved in accordance with the Building Act 1991, clause 34(3) and the Building Regulations 1992, clause 3.

Date 21-9-00 Signed

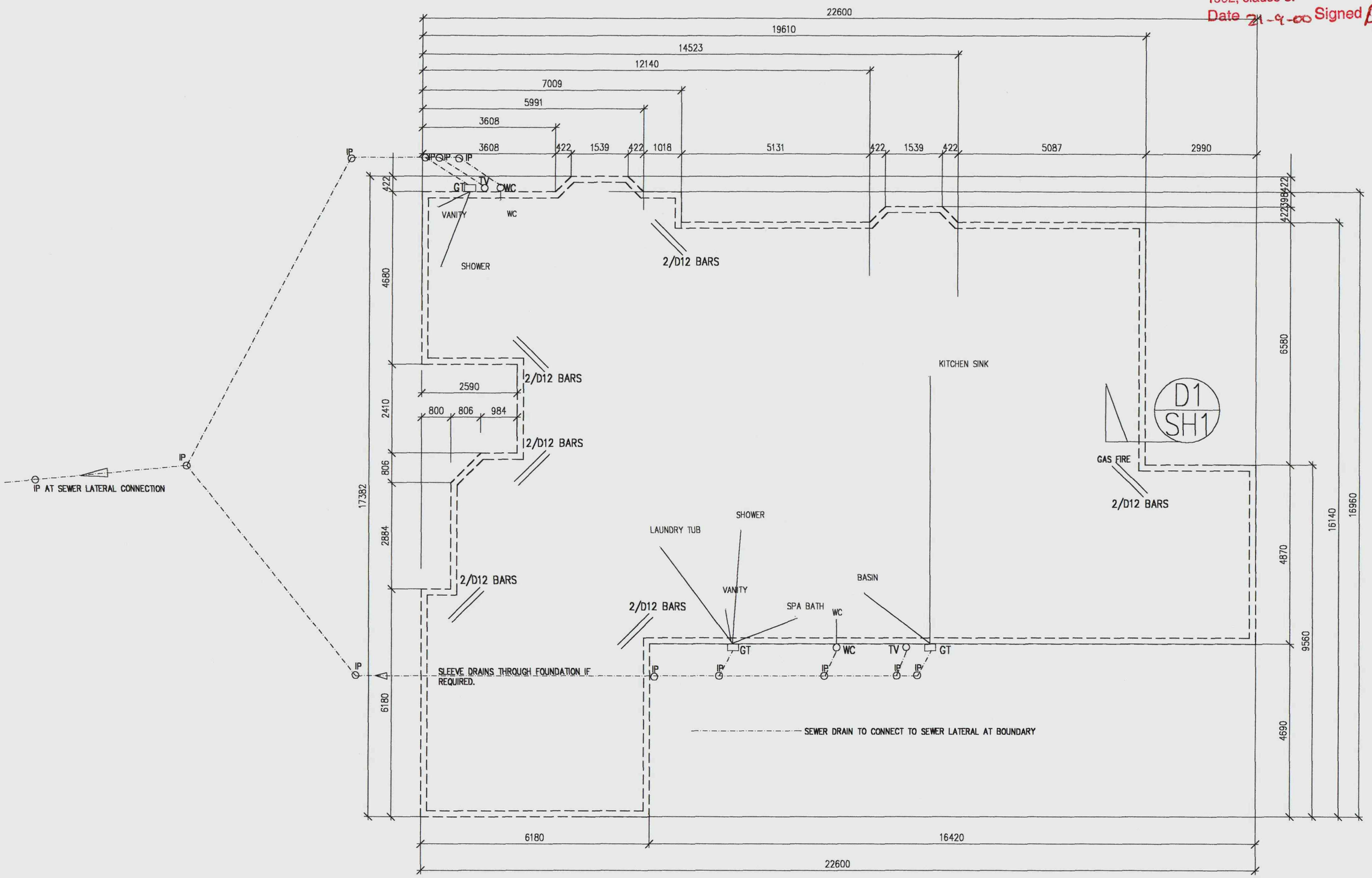

	FOUNDATION & DRAINAGE SCALE 1:100	NEW HOUSE FOR CHAMBERLAIN, LOIS & PETER LOT 1 THE STABLES WOODEND	DRAWN DATE CHECKED	SALLY TURNBULL 10 SEP 2000 –	JOB No. – SHEET 5 Amdt. 10-9-00

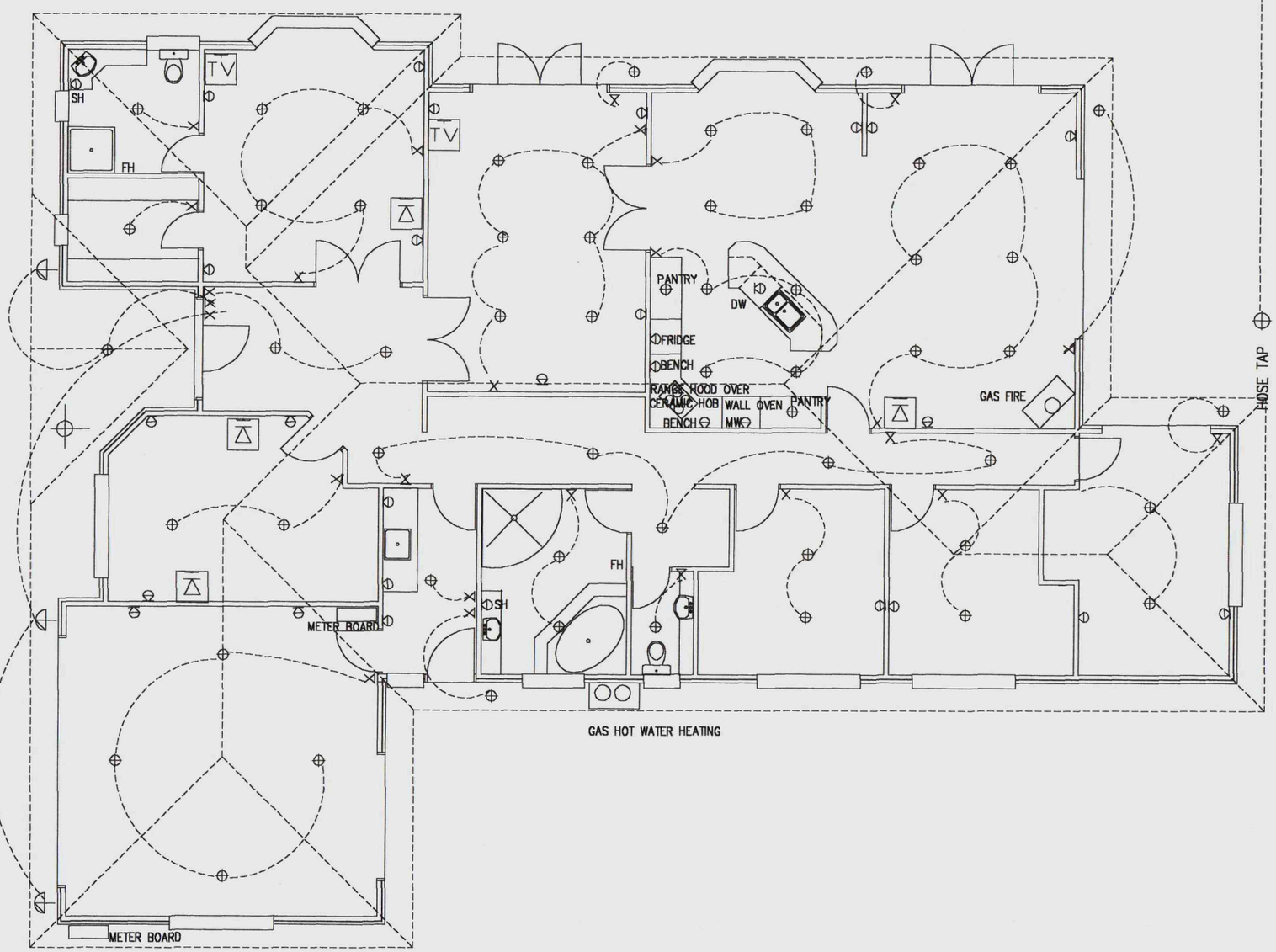

PLUMBING DIAGRAM not to scale

WALL LIGHT (SENSOR)
DOWN LIGHT OR BATTEN HOLDER
PHONE JACK
DOUBLE POWER POINT
SHAVER POINT
LIGHT SWITCH
FAN HEATER
TELEVISION AERIAL JACK

DIRECT BUILDING CERTIFIERS LTD

Plans and Specifications Approved in accordance with the Building Act 1991, clause 34(3) and the Building Regulations 1992, clause 3.

Date 21-9-00 Signed

	ELECTRICAL PLAN & PLUMBING SCALE 1:100	NEW HOUSE FOR CHAMBERLAIN, LOIS & PETER LOT 1 THE STABLES WOODEND	DRAWN SALLY TURNBULL DATE 10 SEP 2000 CHECKED	JOB No. SHEET 6 Amdt. 10-9-00

Approved Application

Plan PIM....002053.....

WEST ELEVATION

COLOURSTEEL PLUMDEK ROOFING
COLOURSTEEL FASCIA & GUTTERING.
60mm POLYSTYRENE CLADDING FINISHED WITH ROCKCOTE OR SIMILAR PLASTER SYSTEM.
POLYSTYRENE DETAILING TO CORNERS.

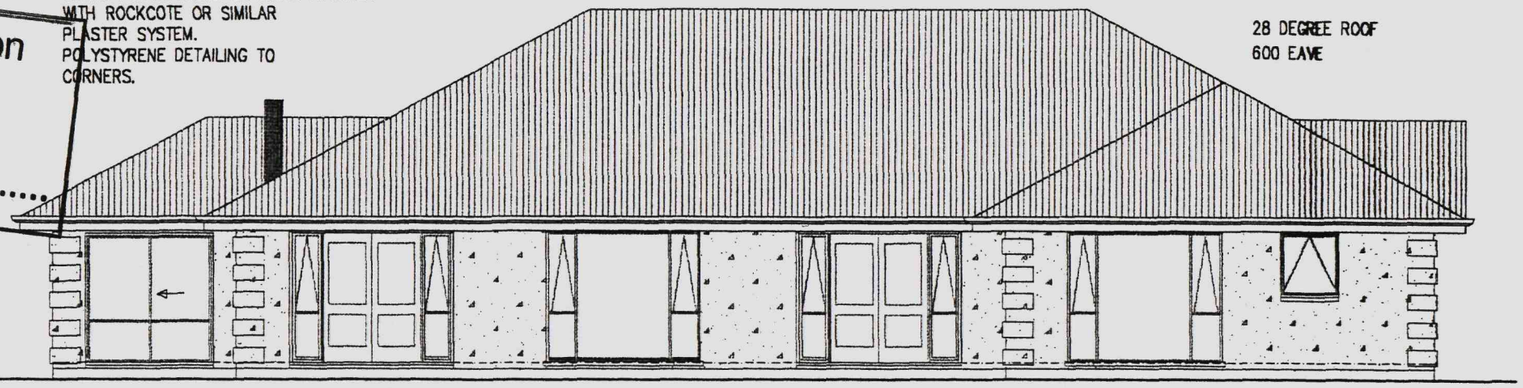

2.0 X 2.1 RANCH SLIDER | 2.6 X 2.1 | 2.4 X 2.1 BAY | 2.6 X 2.1 | 2.4 X 2.1 BAY | 1.0 X 1.0

NORTH ELEVATION

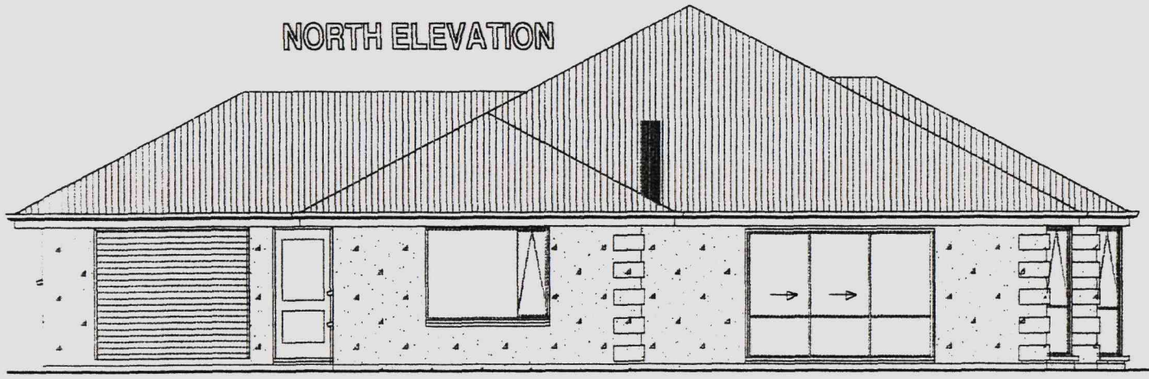

2.4 X 2.1 | 0.9 X 2.1 | 2.0 X1.5 | 3.0 X 2.1 | BAY BAY

SOUTH ELEVATION

POLYSTYRENE SHAPE TO GABLE
PLASTERED GROUT FILLED 300 DIAM. PVC COLUMN
ALUMINIUM JOINERY.
CONCRETE SLAB FLOOR

50°

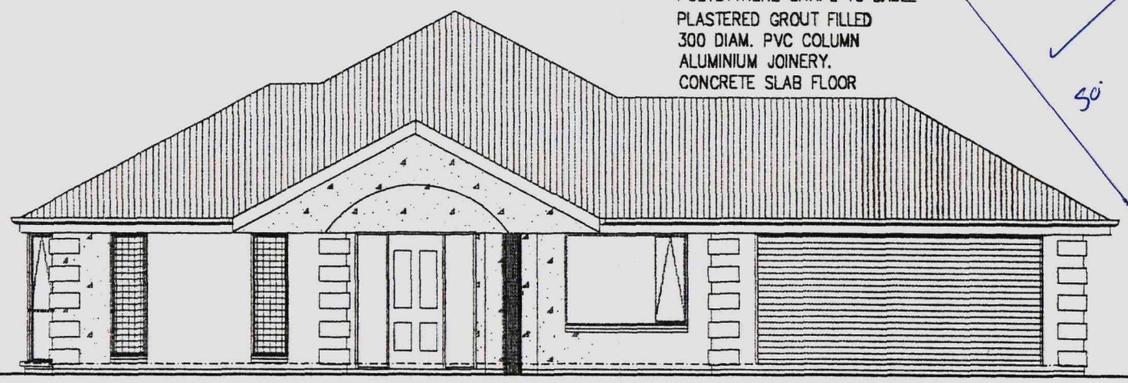

BAY | 0.6 X 2.0 GLASS BLOCK PANELS | 0.6 X 2.0 | 2.0 X 2.1 | 2.0 X 1.5 | 4.8 X 2.1 TILTA COLOURSTEEL TILTA DOORS

EAST ELEVATION

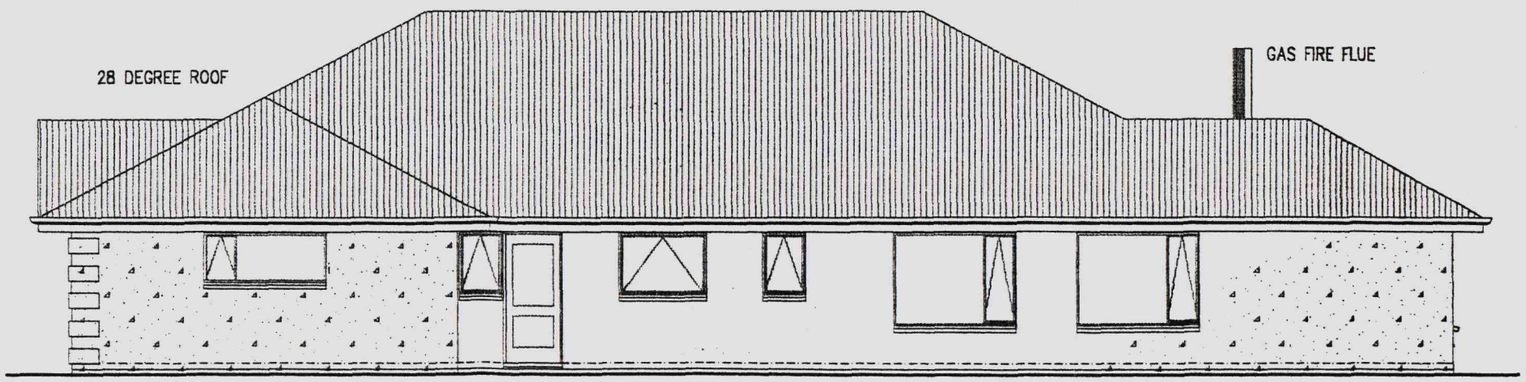

2.0 X 1.0 | 0.7 X 1.0 | 0.9 X 2.1 | 1.2 X 1.0 | 0.7 X 1.0 | 2.0 X 1.0 | 2.0 X 1.5

70mm BRICK VENEER

ELEVATIONS SCALE 1:100	NEW HOUSE FOR CHAMBERLAIN, LOIS & PETER LOT 1 THE STABLES WOODEND	DRAWN SALLY TURNBULL DATE 10 SEP 2000 CHECKED	JOB No. SHEET 3 Amdt. 10-9-00

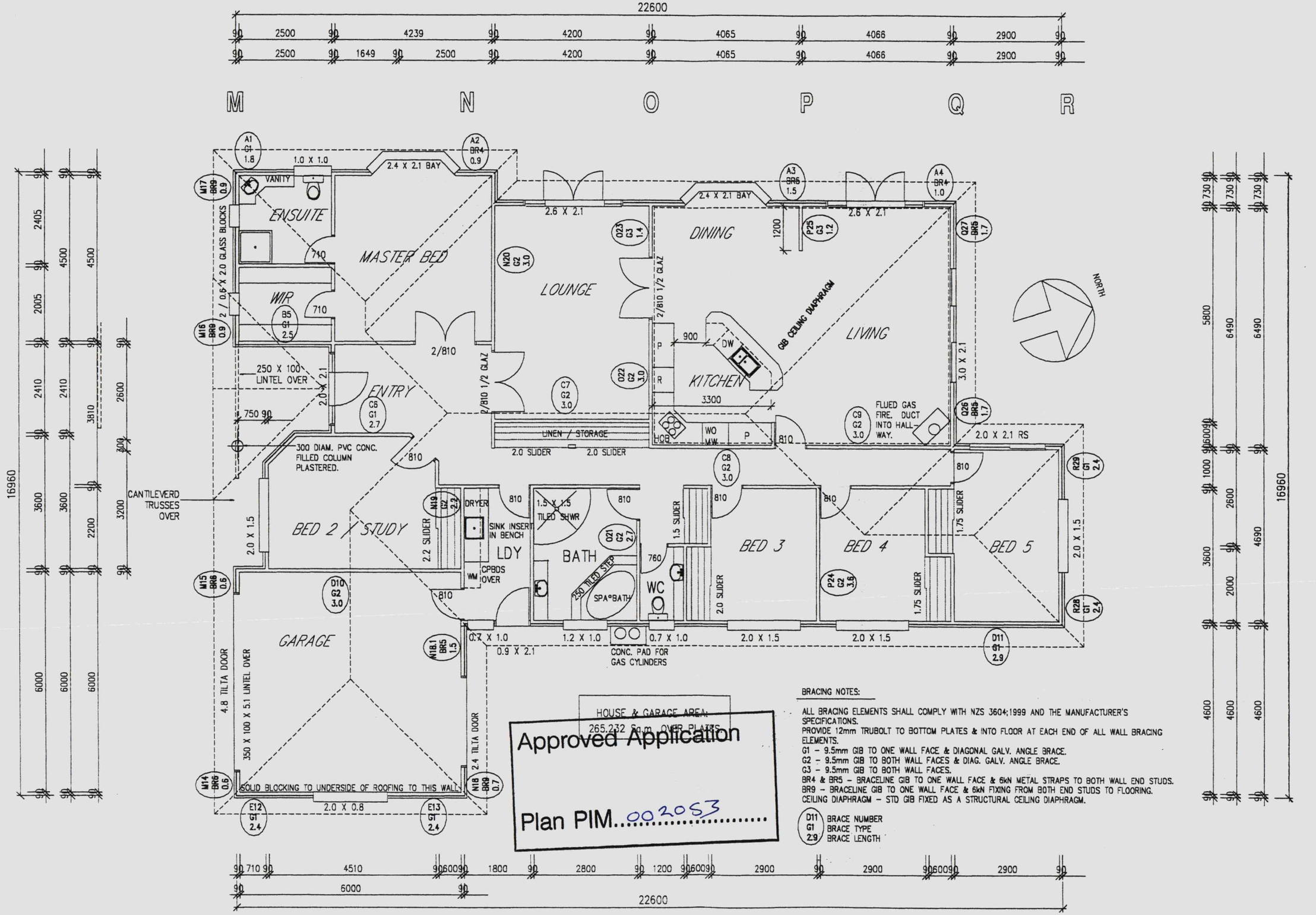

HOUSE & GARAGE AREA:
265.232 Sq.m OVER PLATES

Approved Application

Plan PIM..003053.....

BRACING NOTES:

ALL BRACING ELEMENTS SHALL COMPLY WITH NZS 3604:1999 AND THE MANUFACTURER'S SPECIFICATIONS.
PROVIDE 12mm TRUBOLT TO BOTTOM PLATES & INTO FLOOR AT EACH END OF ALL WALL BRACING ELEMENTS.
G1 – 9.5mm GIB TO ONE WALL FACE & DIAGONAL GALV. ANGLE BRACE.
G2 – 9.5mm GIB TO BOTH WALL FACES & DIAG. GALV. ANGLE BRACE.
G3 – 9.5mm GIB TO BOTH WALL FACES.
BR4 & BR5 – BRACELINE GIB TO ONE WALL FACE & 6kN METAL STRAPS TO BOTH WALL END STUDS.
BR9 – BRACELINE GIB TO ONE WALL FACE & 6kN FIXING FROM BOTH END STUDS TO FLOORING.
CEILING DIAPHRAGM – STD GIB FIXED AS A STRUCTURAL CEILING DIAPHRAGM.

D11 G1 2.9 — BRACE NUMBER / BRACE TYPE / BRACE LENGTH

FLOOR PLAN

SCALE 1:100

NEW HOUSE FOR
CHAMBERLAIN, LOIS & PETER
LOT 1 THE STABLES WOODEND

DRAWN SALLY TURNBULL
DATE 10 SEPT 2000
CHECKED

JOB No.
SHEET 2
Amdt. 10-9-00

Approved Application

Plan PIM....002053.....

PLASTER SYSTEM ON 60mm POLYSTYRENE SHEETS.
BUILDING PAPER TO EXTERIOR OF FRAMING. PVC
OR GALV. ANGLES TO BASE OF POLYSTYRENE SHEETS.

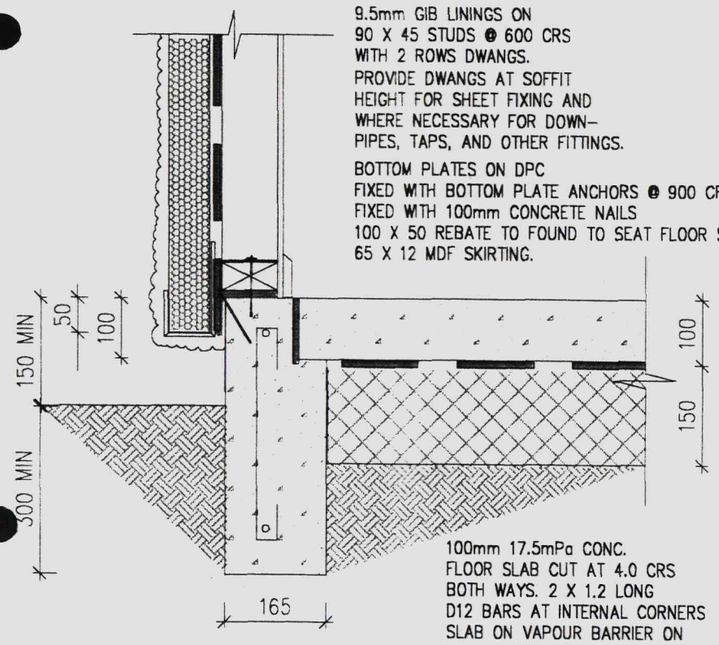

165 WIDE FOUNDATION TO PERIMETER.
2 X D12 BARS WITH R6 BARS @ 600
CRS.
FOUNDTAION TO BE MINIMUM
300 DEEP OR TO SOLID BEARING.

FOUNDATION DETAIL
SCALE 1:10

D1
SH5

LOT 1
DP 728'C
LAND AREA: 921 SQ M
PROPOSED HOUSE & GARAGE AREA: 266 SQ M
COVERAGE: 29%

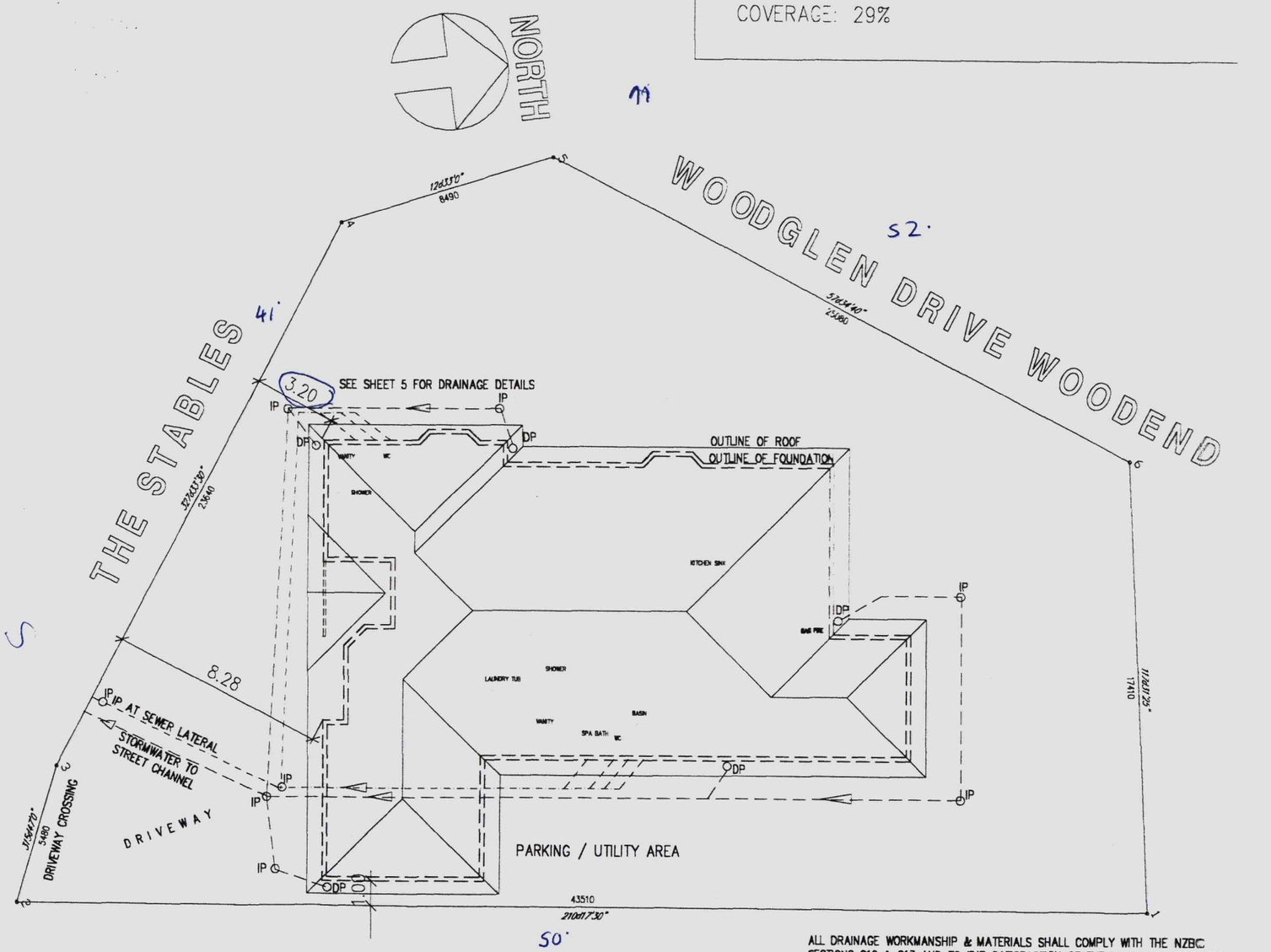

ALL DRAINAGE WORKMANSHIP & MATERIALS SHALL COMPLY WITH THE NZBC SECTIONS G12 & G13 AND TO THE SATISFACTION OF THE DRAINAGE INSPECTOR.

- - - - - - - - PVC SEWER DRAIN TO CONNECT TO SEWER LATERAL ON SITE

- - - - - - - - PVC STORMWATER DRAIN PIPE TO CONNECT TO STREET CHANNEL

	SITE PLAN & DRAINAGE SCALE 1:200 & 1:10	NEW HOUSE FOR CHAMBERLAIN, LOIS & PETER LOT 1 THE STABLES WOODEND	DRAWN SALLY TURNBULL DATE 10 SEP 2000 CHECKED	JOB No. SHEET 1 Amdt. 10-9-00